














# DM LANGREND 2018

## Stafet

Startnr.	Navn	Laps	Antal gange på ruten	Hurtigst	Gennemsnit	Langsomst	Sum	
DM herrer								
1.	KS 17		TID: 0:38:26.7	Omgange: 10				
90	Joachim Weel Rosbo	5	5	0:04:04.6	0:04:11.3	0:04:14.6	0:20:56.5	
121	Jens Hulgaard	5	5	0:02:54.0	0:03:30.0	0:03:41.4	0:17:30.1	
2.	KS 18		TID: 0:39:46.7	Omgange: 10				
76	Claus Kjærulff-Jørgensen	5	5	0:04:03.9	0:04:12.6	0:04:16.2	0:21:03.0	
89	Jacob Weel Rosbo	5	5	0:03:04.9	0:03:44.7	0:03:58.1	0:18:43.7	
3.	KS 31		TID: 0:40:50.4	Omgange: 10				
134	Asbjørn Michelsen	5	5	0:04:21.5	0:04:33.1	0:04:39.0	0:22:45.6	
137	Hjalmar Michelsen	5	5	0:02:59.9	0:03:36.9	0:03:47.6	0:18:04.7	
4.	Rold Skov Skiklub 15		TID: 0:42:50.9	Omgange: 10				
107	Peter Bystrup	5	5	0:04:26.1	0:04:37.8	0:04:44.0	0:23:09.1	
123	Mikael Jacobsen	5	5	0:03:13.8	0:03:56.3	0:04:11.9	0:19:41.7	
5.	KS 19 - ufk		TID: 0:43:47.5	Omgange: 10				
145	(ufk) Marius Thrane Ødum	5	5	0:03:57.7	0:04:07.6	0:04:12.5	0:20:38.2	
150	Anton Christensen	5	5	0:04:05.8	0:04:37.8	0:04:47.7	0:23:09.2	
6.	KS 11		TID: 0:44:54.0	Omgange: 10				
8	Jeppe Mordhorst	5	5	0:04:26.4	0:04:43.4	0:05:00.0	0:23:37.4	
42	Tore Hulgaard	5	5	0:03:24.5	0:04:15.3	0:04:38.3	0:21:16.6	














# DM LANGREND 2018

## Stafet

Startnr.	Navn	Laps	Antal gange på ruten	Hurtigst	Gennemsnit	Langsomst	Sum	
7.	Holte 1		TID: 0:44:54.6	Omgange: 10				
118	Steen Hinnum	5	5	0:04:23.4	0:04:32.5	0:04:35.8	0:22:42.8	
13	Tommy Würtz	5	5	0:03:38.9	0:04:26.3	0:04:53.2	0:22:11.7	
8.	Rold Skov Skiklub 14		TID: 0:45:20.9	Omgange: 10				
6	Heins Rye Madsen	5	5	0:04:30.0	0:04:41.8	0:04:50.9	0:23:29.2	
10	Lasse Svenningsen	5	5	0:03:51.7	0:04:22.3	0:04:36.1	0:21:51.7	
9.	OS 2		TID: 0:45:37.2	Omgange: 10				
30	Kristian Bonne Wulff	5	5	0:02:54.4	0:03:26.7	0:03:38.4	0:17:13.5	
31	Katrine Bonne Wulff	5	5	0:05:31.9	0:05:40.7	0:05:48.0	0:28:23.7	
10.	KS 12		TID: 0:45:45.3	Omgange: 10				
82	Christian Boye	5	5	0:04:36.4	0:04:46.4	0:04:55.1	0:23:52.2	
127	Kåre Rønhede	5	5	0:04:02.2	0:04:22.6	0:04:30.7	0:21:53.0	
11.	KS 13		TID: 0:47:53.8	Omgange: 10				
119	Martin Christensen	5	5	0:04:33.7	0:04:50.4	0:05:03.7	0:24:12.4	
19	Thomas Behrens	5	5	0:03:47.4	0:04:44.2	0:05:16.8	0:23:41.4	
12.	Rold Skov Skiklub 13		TID: 0:48:36.9	Omgange: 10				
58	Christian Peter MacLassen	5	5	0:04:04.4	0:04:32.3	0:04:42.3	0:22:41.9	
13.	Holte 4		TID: 0:51:40.6	Omgange: 10				
116	Torben Michael Hansen	5	5	0:04:44.1	0:04:51.1	0:04:59.3	0:24:15.6	







# DM LANGREND 2018

## Stafet







Startnr.	Navn	Laps	Antal gange på ruten	Hurtigst	Gennemsnit	Langsomst	Sum	
14	Magnus Hedengran	5	5	0:04:35.2	0:05:28.9	0:05:50.2	0:27:24.9	
14. Aarhus H21		TID: 0:53:00.7		Omgange: 10				
51	Rasmus Fredslund Hansen	5	5	0:05:05.9	0:05:17.1	0:05:32.5	0:26:25.6	
53	Heinz Hansen	5	5	0:04:27.8	0:05:19.0	0:05:34.7	0:26:35.1	
15. Aalborg Herre 1		TID: 0:53:44.3		Omgange: 10				
138	Bo Storm Madsen	5	5	0:04:04.1	0:04:55.0	0:05:09.9	0:24:35.2	
1	Carsten Helmuth Pedersen	5	5	0:05:40.6	0:05:49.8	0:05:57.1	0:29:09.1	
16. Aarhus H50		TID: 0:55:00.8		Omgange: 10				
94	Morten Lassen	5	5	0:05:31.6	0:05:51.8	0:05:59.4	0:29:19.1	
128	Kaj Jensen	5	5	0:04:19.7	0:05:08.3	0:05:22.8	0:25:41.6	
17. Køge Kajak Klub - ufk		TID: 0:55:42.0		Omgange: 10				
100	(ufk) Peter Lydeking Andersen	5	5	0:04:20.9	0:05:07.4	0:05:21.7	0:25:37.2	
17	Klaus Zahle Madsen	5	5	0:05:47.8	0:06:00.9	0:06:10.8	0:30:04.8	
18. Horsens OK 2 - ufk		TID: 0:57:04.3		Omgange: 10				
160	Arne Boye-Møller	5	5	0:04:46.0	0:05:52.3	0:06:15.4	0:29:21.7	
44	Ole Søgaard	5	5	0:05:26.8	0:05:32.5	0:05:40.4	0:27:42.6	
19. KS 21		TID: 1:00:52.3		Omgange: 10				
78	Klaus Brekke	5	5	0:04:45.3	0:06:12.5	0:06:38.4	0:31:02.8	
132	Ole Stærgaard	5	5	0:05:41.2	0:05:57.8	0:06:11.8	0:29:49.4	

# DM LANGREND 2018

## Stafet













Startnr.	Navn	Laps	Antal gange på ruten	Hurtigst	Gennemsnit	Langsomst	Sum	
20.	Ganløses Seje Herrer	TID: 1:00:55.1	Omgange: 10					
143	Rene Sørensen	5	5	0:04:11.2	0:04:51.1	0:05:14.2	0:24:15.5	
33	Robert-Smith Sørensen	5	5	0:07:11.3	0:07:19.9	0:07:32.9	0:36:39.5	
21.	Rold Skov Skiklub 16	TID: 1:01:54.6	Omgange: 10					
115	Peter Bobach	5	5	0:05:23.8	0:06:33.5	0:06:57.2	0:32:47.6	
146	Ole Kæseler Andersen	5	5	0:05:40.4	0:05:49.3	0:06:04.4	0:29:06.9	
22.	Rold Skov Skiklub 17	TID: 1:08:24.2	Omgange: 10					
117	Christian Schmidt	5	5	0:06:29.7	0:06:53.9	0:07:10.5	0:34:29.6	
130	Per Jørgensen	5	5	0:05:41.9	0:06:46.9	0:07:13.3	0:33:54.5	

## DM kvinder

1.	KS 15	TID: 0:27:53.5	Omgange: 6					
140	Mathilde Lindblad	3	3	0:03:35.6	0:04:15.3	0:04:36.6	0:12:46.0	
4	Caroline Ryge Carlsen	3	3	0:04:47.0	0:05:02.4	0:05:12.3	0:15:07.4	
2.	Rold Skov Skiklub 10	TID: 0:30:21.3	Omgange: 6					
125	Jane Mathiasen	3	3	0:05:24.5	0:05:40.2	0:05:53.7	0:17:00.7	
5	Anne Rye Madsen	3	3	0:03:48.9	0:04:26.8	0:04:46.4	0:13:20.6	
3.	Horsens OK 1	TID: 0:31:20.0	Omgange: 6					
49	Camilla Søgaard	3	3	0:05:39.2	0:05:51.3	0:06:00.4	0:17:33.9	
7	Anne Rønning Boye-Møller	3	3	0:03:52.5	0:04:35.3	0:05:01.4	0:13:46.1	













# DM LANGREND 2018

## Stafet

Startnr.	Navn	Laps	Antal gange på ruten	Hurtigst	Gennemsnit	Langsomst	Sum	
4.	KS 6		TID: 0:32:20.3	Omgange: 6				
62	Iben Winther Winther	3	3	0:05:30.2	0:05:40.5	0:05:46.4	0:17:01.6	
64	Cirkeline Ishøi Rønhede	3	3	0:04:24.1	0:05:06.2	0:05:30.7	0:15:18.6	
5.	KS 16		TID: 0:32:24.8	Omgange: 6				
103	Anna Wulff Westergaard	3	3	0:05:12.8	0:05:23.1	0:05:33.9	0:16:09.5	
36	Kristin Stonor	3	3	0:04:28.5	0:05:25.0	0:06:05.9	0:16:15.2	
6.	ASP 2		TID: 0:32:57.8	Omgange: 6				
66	Aviana Fleicher	3	3	0:05:42.0	0:05:51.8	0:06:04.0	0:17:35.6	
69	Camilla Storch	3	3	0:04:30.5	0:05:07.4	0:05:30.3	0:15:22.2	
7.	KS 14		TID: 0:33:40.6	Omgange: 6				
92	Julie Weel Rosbo	3	3	0:04:43.0	0:05:08.4	0:05:21.2	0:15:25.2	
104	Mette Hedebo Boye	3	3	0:06:02.6	0:06:05.1	0:06:07.4	0:18:15.3	
8.	Aarhus D21 1		TID: 0:35:01.9	Omgange: 6				
50	Ane Lassen	3	3	0:04:02.9	0:04:51.1	0:05:26.5	0:14:33.5	
129	Hanna Marsi	3	3	0:06:42.9	0:06:49.4	0:06:52.7	0:20:28.4	
9.	Aarhus D21 2		TID: 0:35:59.9	Omgange: 6				
86	Johanne Gydesen	3	3	0:06:02.6	0:06:05.9	0:06:11.9	0:18:17.7	
88	Rikke Nielsen	3	3	0:05:17.5	0:05:54.0	0:06:14.5	0:17:42.1	






# DM LANGREND 2018

## Stafet

Startnr.	Navn	Laps	Antal gange på ruten	Hurtigst	Gennemsnit	Langsomst	Sum	
10.	KS 7		TID: 0:36:15.2	Omgange: 6				
96	Alma Winsløw-Lydeking	3	3	0:05:09.8	0:05:54.6	0:06:22.2	0:17:44.0	
120	Astrid Christensen	3	3	0:06:01.6	0:06:10.4	0:06:16.9	0:18:31.2	
11.	Aalborg Dame 2		TID: 0:38:00.5	Omgange: 6				
139	Kathrine Bonde Pedersen	3	3	0:06:26.6	0:06:27.7	0:06:29.2	0:19:23.2	
151	Ann Aaen Gade	3	3	0:05:16.5	0:06:12.4	0:06:45.6	0:18:37.2	
12.	Aalborg Dame 1		TID: 0:42:18.9	Omgange: 6				
2	Mette Marcussen	3	3	0:06:47.6	0:07:40.8	0:08:10.7	0:23:02.4	
32	Karin Wæhrens	3	3	0:06:22.4	0:06:25.4	0:06:27.1	0:19:16.4	
13.	Holte 3		TID: 0:43:50.5	Omgange: 6				
80	Inger Plum	3	3	0:05:19.4	0:05:56.7	0:06:17.6	0:17:50.3	
15	Eva Duus Hedengran	3	3	0:08:26.7	0:08:40.0	0:08:49.2	0:26:00.1	
14.	Rold Skov Skiklub 8		TID: 0:44:27.7	Omgange: 6				
124	Sara Jacobsen	3	3	0:07:38.4	0:07:55.8	0:08:08.2	0:23:47.6	
203	Andrea Ebert Svenningsen	3	3	0:06:06.3	0:06:53.3	0:07:20.8	0:20:40.1	
15.	OS 3		TID: 0:47:33.9	Omgange: 6				
25	Birgitte Olesen	3	3	0:07:32.9	0:08:15.1	0:08:40.2	0:24:45.4	
26	Kristina Wulff	3	3	0:07:20.2	0:07:36.1	0:07:51.7	0:22:48.4	

# DM LANGREND 2018

## Stafet

Startnr.	Navn	Laps	Antal gange på ruten	Hurtigst	Gennemsnit	Langsomst	Sum	
16.	NUP 1		TID: 0:49:13.8	Omgange: 6				
112	Elisabeth Jensen	3	3	0:05:02.4	0:05:43.3	0:06:04.3	0:17:09.9	
113	Inger Elisa Jensen	3	3	0:10:20.8	0:10:41.3	0:11:07.6	0:32:03.9	
17.	Rold Skov Skiklub 11		TID: 0:49:35.8	Omgange: 6				
155	Lise Bobach	3	3	0:07:15.2	0:08:18.3	0:08:50.7	0:24:54.9	
156	Kamilla Bobach	3	3	0:08:04.6	0:08:13.6	0:08:29.9	0:24:40.9	
18.	Rold Skov Skiklub 12 - ufk		TID: 0:54:32.8	Omgange: 6				
56	Annelise MacLassen	3	3	0:07:58.0	0:08:45.1	0:09:14.9	0:26:15.3	
59	Rakel Gunnarsdottir	3	3	0:09:09.3	0:09:25.8	0:09:42.4	0:28:17.5	